

Fire Resistant Glazing Systems



MONOLUX CHANNEL

DESCRIPTION

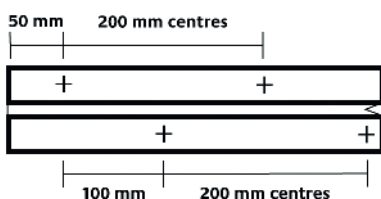
Monolux channels retaining 6mm wire reinforced glass or Pyran glass permit large areas of glazing, meeting the requirements for stability and integrity to BS 476: Part 8, to be installed in fire resisting internal walls and in fire resisting doors. This allows the advantage of borrowed lighting and the ability to identify a fire from the safe side of a protective screen.

Monolux channels are machined in two sizes (44mm and 50mm wide) from Monolux 40 which is noncombustible to BS 476: Part 4. 1970 and Class O to the building regulations. They are profiled and finished with a white intumescent paint which seals the surface and provides additional protection when exposed to fire.

Channels fixed to suitably dimensioned timber frame members (see table) will provide 1/2 hour fire resistance when used with panes of wire reinforced glass up to 1.5m² area or Pyran glass up to 2.31m² area, and up to 1 hour fire resistance when used with panes of wire reinforced or Pyran glass up to 1.3m² area depending on the ratio of height to width.

INSTALLATION

Measure height and width of carcass opening and, to ensure correct fit, of glass measure and note diagonal dimensions. For butt jointed corners cut one pair of firecheck channels to full width of opening, and one pair to full height less 40mm. Drill fixing holes staggered at 200mm centres and 50mm max. from each end.

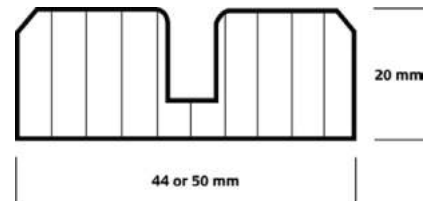


DRILL DIAMETERS

4.0mm in channels, 2.5mm in timber frame for no.6 screws, 4.5mm in channels, 3.0mm in timber frame for no.8 screws.

Fit channels to glass and insert into opening. Temporarily taping channels to glass will aid handling. Secure with no.6 or no.8 woodscrews.

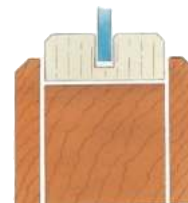
Prepare glass: 6.0mm thick wire reinforced or Pyran glass cut to carcass opening height and width less 17mm (± 2 mm). Cover strips, where required, can be applied. Screw cover strip to one face to facilitate removal if necessary.



Monolux channels minimum dimensions of timber framing to provide given periods of fire resistance. No account has been taken of the structural requirements of the framework



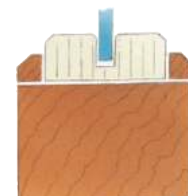
44mm wide Monolux channel on minimum 44mm wide softwood or hardwood frame. 1/2 hour fire resistance (stability & integrity)



50mm wide Monolux channel on minimum 50mm wide softwood or hardwood frame, minimum 10mm thick hardwood cover strips with flame retardant finish. 1 hour fire resistance (stability & integrity)



44mm wide Monolux channel on minimum 44mm wide softwood or hardwood frame, minimum 10mm thick hardwood cover strips or metal trim. 1/2 hour fire resistance (stability & integrity)



44mm wide Monolux channel faced with hardwood quadrant or triangular beads with flame retardant finish on minimum 70mm wide hardwood frame. 1 hour fire resistance (stability & integrity)